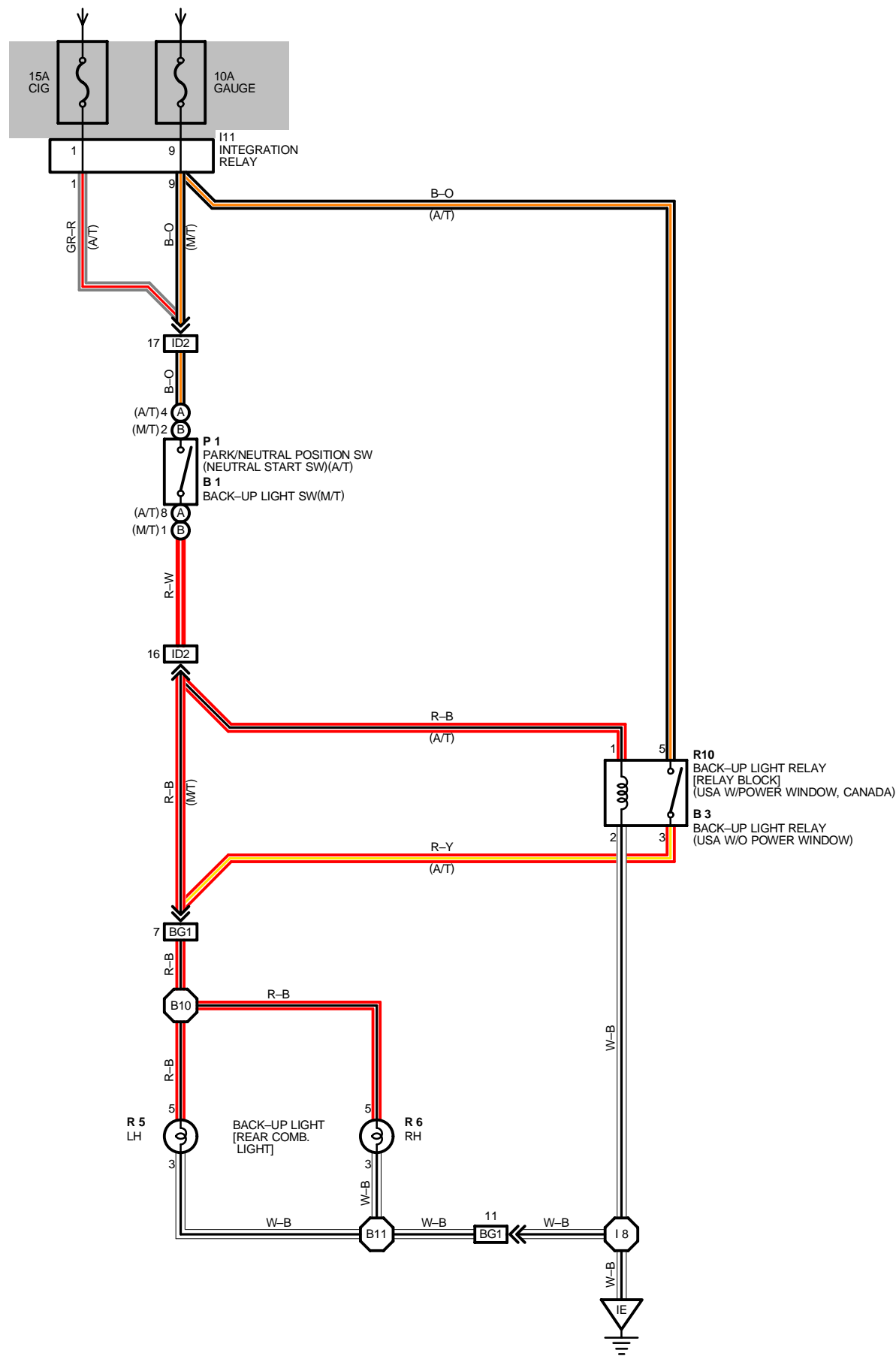


# BACK-UP LIGHT

FROM POWER SOURCE SYSTEM (SEE PAGE 42)



## SERVICE HINTS

**P 1 PARK/NEUTRAL POSITION SW (NEUTRAL START SW) (A/T),**

**B 1 BACK-UP LIGHT SW (M/T)**

**(A) 4-8, (B) 2-1**

:CLOSED WITH SHIFT LEVER IN R POSITION

**B 3 BACK-UP LIGHT RELAY (USA W/O POWER WINDOW)**

**R10 BACK-UP LIGHT RELAY [RELAY BLOCK] (USA W/ POWER WINDOW)**

5-3 : CLOSED WITH BACK-UP LIGHT SW OR PARK/NEUTRAL POSITION SW **ON** AND IGNITION SW AT **ON** POSITION

## ○ : PARTS LOCATION

CODE	SEE PAGE	CODE	SEE PAGE	CODE	SEE PAGE
<b>B 1</b>	<b>B</b>	<b>22</b>	<b>P 1</b>	<b>A</b>	<b>23</b>
<b>B 3</b>	<b>24</b>	<b>R 5</b>	<b>25</b>	<b>R10</b>	<b>24</b>
<b>I11</b>	<b>24</b>	<b>R 6</b>	<b>25</b>		

## ○ : JUNCTION BLOCK AND WIRE HARNESS CONNECTOR

CODE	SEE PAGE	JUNCTION BLOCK AND WIRE HARNESS (CONNECTOR LOCATION)
<b>ID</b>	<b>20</b>	COWL WIRE AND J/B NO. 1 (LEFT KICK PANEL)

## □ : CONNECTOR JOINING WIRE HARNESS AND WIRE HARNESS

CODE	SEE PAGE	JOINING WIRE HARNESS AND WIRE HARNESS (CONNECTOR LOCATION)
<b>ID2</b>	<b>28</b>	ENGINE WIRE AND COWL WIRE (RIGHT KICK PANEL)
<b>BG1</b>	<b>30</b>	FRAME WIRE AND COWL WIRE (UNDER THE PASSENGER'S SEAT)

## ▽ : GROUND POINTS

CODE	SEE PAGE	GROUND POINTS LOCATION
<b>IE</b>	<b>28</b>	LEFT KICK PANEL

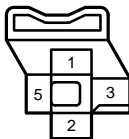
## ○ : SPLICE POINTS

CODE	SEE PAGE	WIRE HARNESS WITH SPLICE POINTS	CODE	SEE PAGE	WIRE HARNESS WITH SPLICE POINTS
<b>I 8</b>	<b>28</b>	COWL WIRE	<b>B11</b>	<b>30</b>	FRAME WIRE
<b>B10</b>	<b>30</b>	FRAME WIRE			

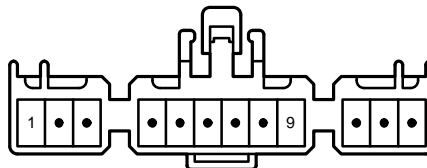
**B 1** (B) GRAY



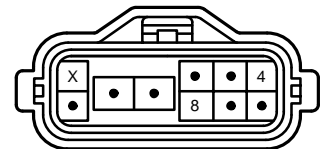
**B 3**



**I11**



**P 1** (A) GRAY



**R 5, R 6**



**R10**

